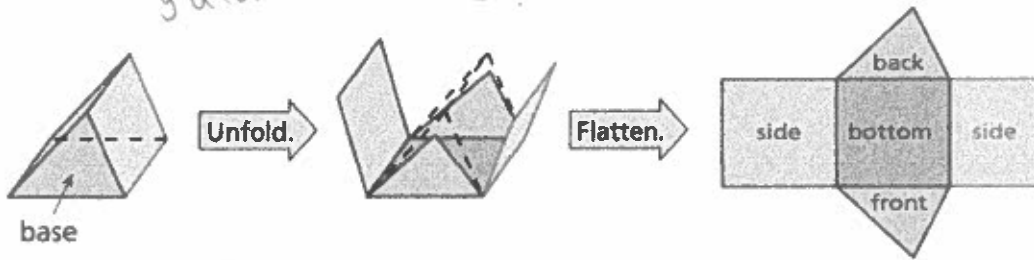


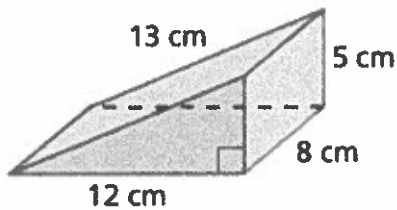
Surface Area of Prisms 8.2 Part 2

Net of a Triangular Prism

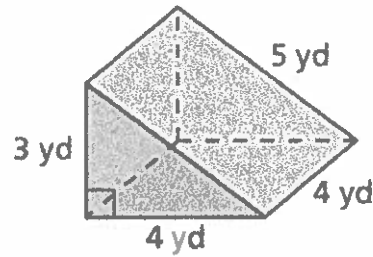
A triangular prism is a prism with triangular bases.



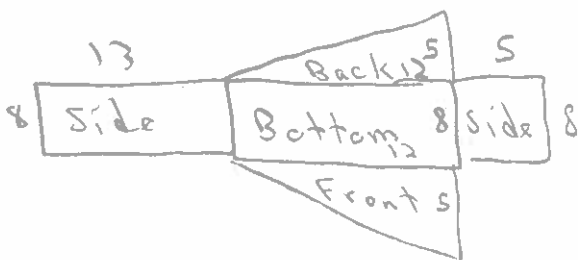
Find the surface area of the triangular prism.



$$SA = 300 \text{ cm}^2$$



$$SA = 60 \text{ yd}^2$$



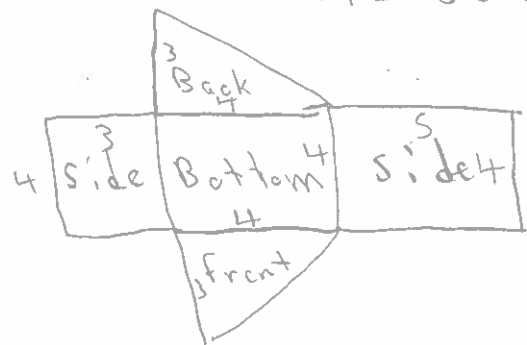
$$\text{Bottom} = 12 \cdot 8 = 96 \text{ cm}^2$$

$$\text{Back} = \frac{12 \cdot 5}{2} = \frac{60}{2} = 30 \text{ cm}^2$$

$$\text{Front} = \frac{12 \cdot 5}{2} = \frac{60}{2} = 30 \text{ cm}^2$$

$$\text{Side} = 8 \cdot 13 = 104 \text{ cm}^2$$

$$\text{Side} = 5 \cdot 8 = 40 \text{ cm}^2$$



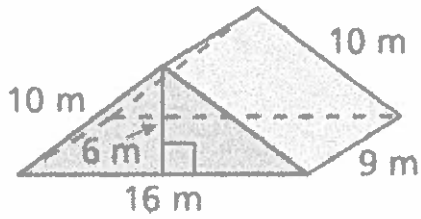
$$\text{Bottom} = 4 \cdot 4 = 16 \text{ yd}^2$$

$$\text{Back} = \frac{4 \cdot 3}{2} = \frac{12}{2} = 6 \text{ yd}^2$$

$$\text{Front} = \frac{4 \cdot 3}{2} = \frac{12}{2} = 6 \text{ yd}^2$$

$$\text{Side} = 4 \cdot 3 = 12 \text{ yd}^2$$

$$\text{Side} = 5 \cdot 4 = 20 \text{ yd}^2$$



$$\text{Bottom} = 16 \cdot 9 = 144 \text{ m}^2$$

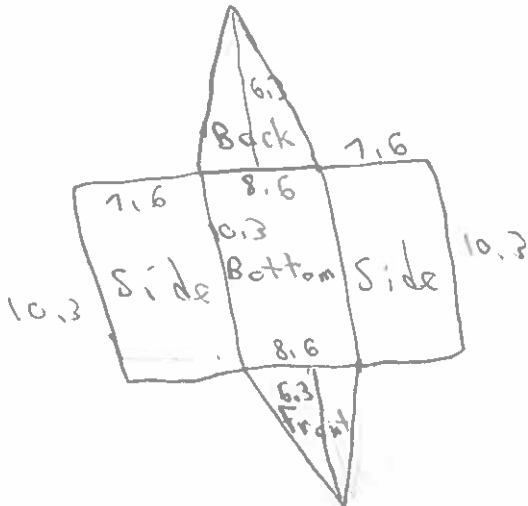
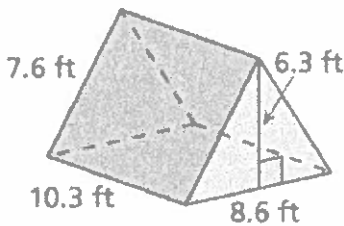
$$\text{Back} = \frac{16 \cdot 6}{2} = \frac{96}{2} = 48 \text{ m}^2$$

$$\text{Front} = \frac{16 \cdot 6}{2} = \frac{96}{2} = 48 \text{ m}^2$$

$$\text{side} = 10 \cdot 9 = 90 \text{ m}^2$$

$$\text{side} = 10 \cdot 9 = 90 \text{ m}^2$$

$$SA = 420 \text{ m}^2$$



$$\text{Bottom} = 10.3(8.6) = 88.58 \text{ ft}^2$$

$$\text{Back} = \frac{6.3(8.6)}{2} = \frac{54.18}{2} = 27.09 \text{ ft}^2$$

$$\text{Front} = \frac{6.3(8.6)}{2} = \frac{54.18}{2} = 27.09 \text{ ft}^2$$

$$\text{side} = 10.3(7.6) = 78.28 \text{ ft}^2$$

$$\text{side} = 10.3(7.6) = 78.28 \text{ ft}^2$$

$$SA = 299.32 \text{ ft}^2$$